

20

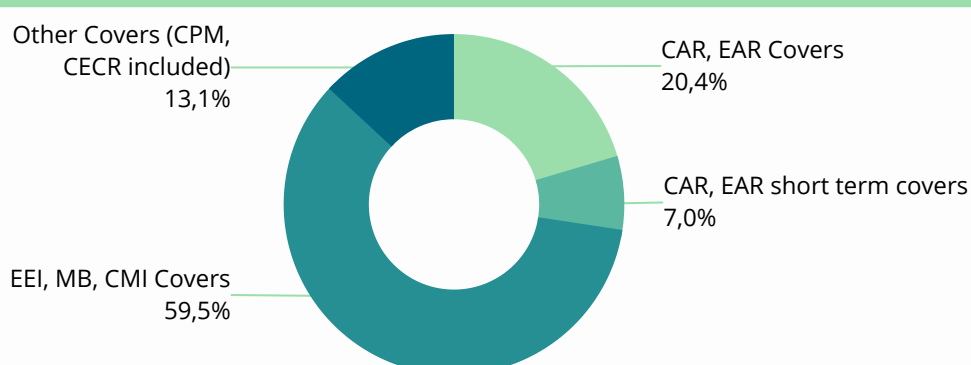
insurance
enterprises

95,2%

of total premium written in property insurance of the insurance companies operating in Greece

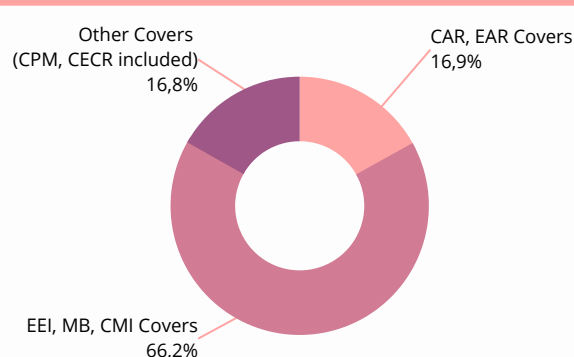
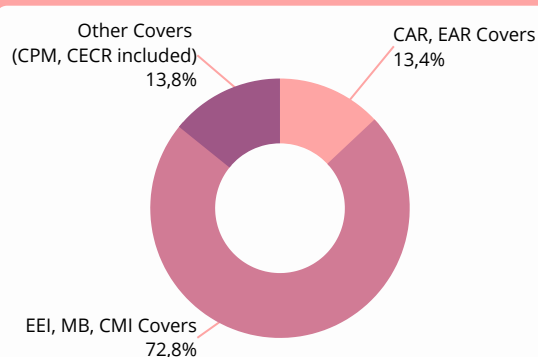
Number of contracts 2021

CAR, EAR Covers	5.212
CAR, EAR short term covers	1.796
EI, MB, CMI Covers	15.198
Other Covers (CPM, CECR included)	3.346
Total	25.552



Number of claims & reimbursements 2021

	Number of claims	Paid Claims (€)	Outstanding claims (€)
CAR, EAR Covers	227	307.431	1.299.896
EI, MB, CMI Covers	1.235	1.500.275	4.793.770
Other Covers (CPM, CECR included)	234	482.923	1.116.735
Total	1.696	2.290.629	7.210.401



Average Claim & Frequency 2021

	CAR, EAR Covers	EI, MB, CMI Covers	Other Covers (CPM, CECR)	Total
Average Claim (€)	7.081	5.096	6.836	5.602
Average Frequency (%)	3,24%	8,13%	6,99%	6,64%

Reimbursements (paid & outstanding) per damage cause

