

Yacht Insurance 2022 Survey



HELLENIC
ASSOCIATION
OF INSURANCE
COMPANIES

Number of Contracts

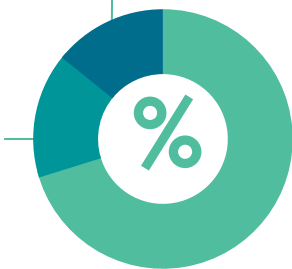
Personal Recreation	7.840
Professional with crew	1.742
Professional without crew	1.584
Total	11.166

Sum Insured (€)

Personal Recreation	835.794.980
Professional with crew	672.492.608
Professional without crew	215.904.612
Total	1.724.192.200

Professional without crew

14,2%

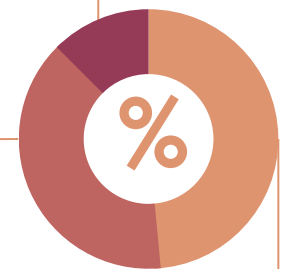


Professional with crew
15,6%

Personal Recreation
70,2%

Professional without crew

12,5%



Professional with crew
39,0%

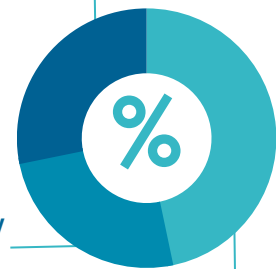
Personal Recreation
48,5%

Number of claims & reimbursements

	Number of claims	Reimbursements paid (€)	Outstanding reimbursements (€)
Personal Recreation	177	361.954	1.488.372
Professional with crew	95	232.162	1.000.999
Professional without crew	107	154.463	836.834
Total	379	748.579	3.326.204

Professional without crew

28,2%



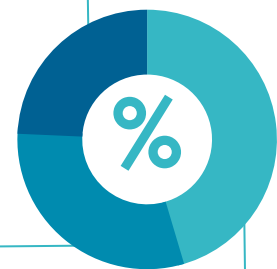
Reported Claims

Professional with crew
25,1%

Personal Recreation
46,7%

Professional without crew

24,3%



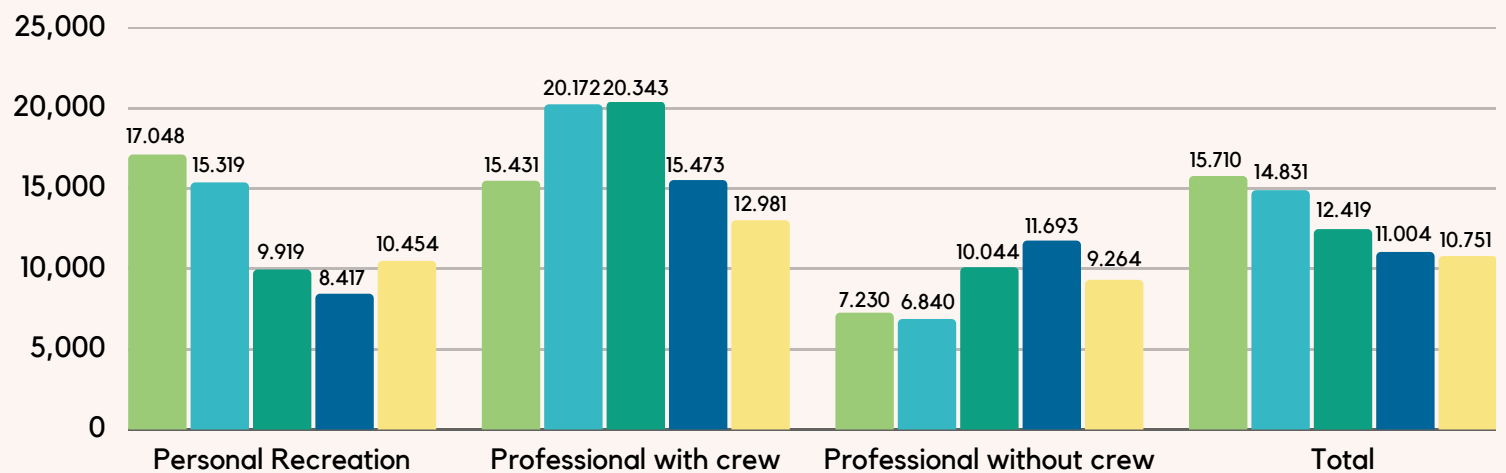
Reimbursements (paid & outstanding)

Professional with crew
30,3%

Personal Recreation
45,4%

Average Claim Cost (€)

2018 2019 2020 2021 2022



Average Claims Frequency

2018 2019 2020 2021 2022

