


# Yacht Insurance 2021 Survey



HELLENIC  
ASSOCIATION  
OF INSURANCE  
COMPANIES

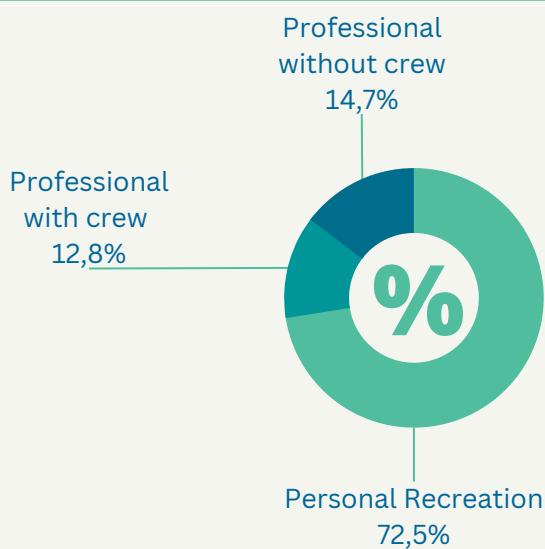
**16** insurance  
companies



**95%** of the total yacht premium,  
from the insurance companies  
active in Greece

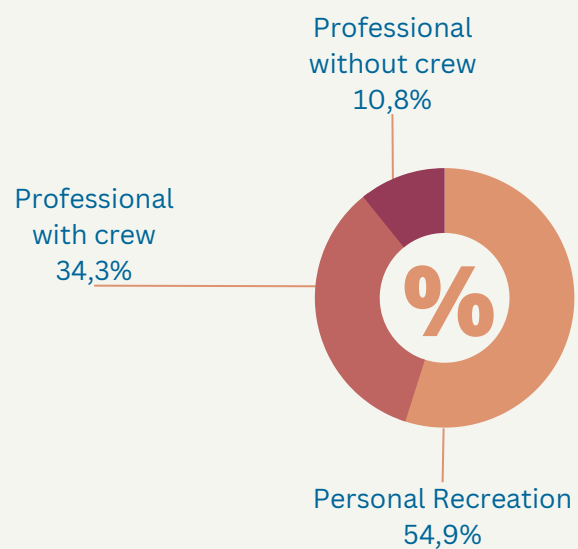
## Number of Contracts

|                           |               |
|---------------------------|---------------|
| Personal Recreation       | 8.424         |
| Professional with crew    | 1.482         |
| Professional without crew | 1.709         |
| <b>Total</b>              | <b>11.615</b> |



## Sum Insured (€)

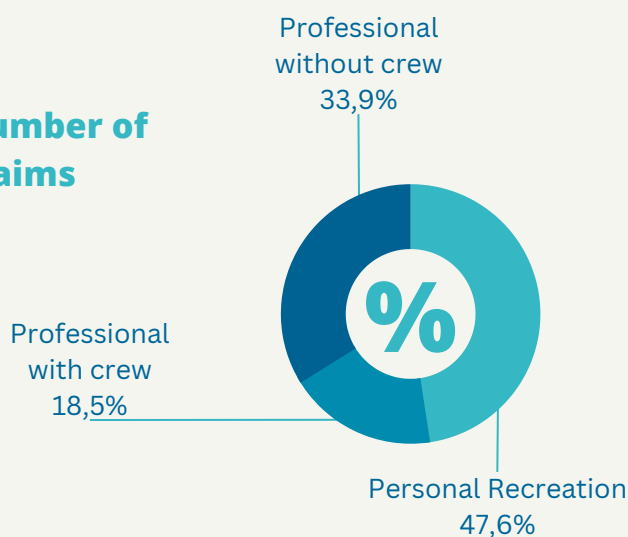
|                           |                      |
|---------------------------|----------------------|
| Personal Recreation       | 1.266.956.924        |
| Professional with crew    | 791.705.817          |
| Professional without crew | 248.334.906          |
| <b>Total</b>              | <b>2.306.997.647</b> |



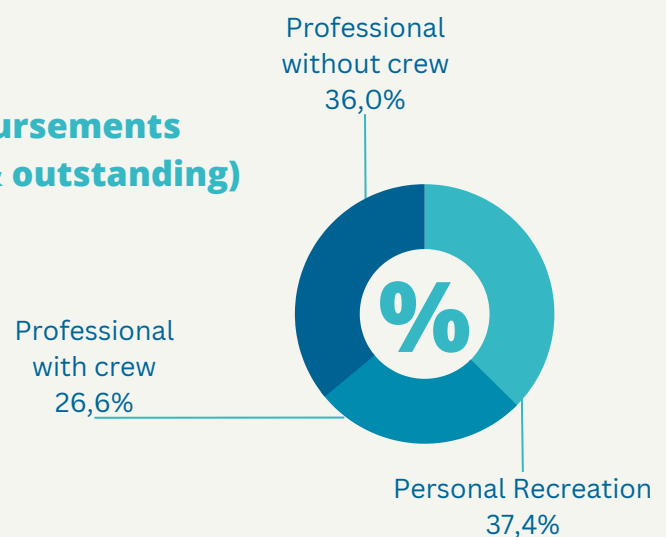
## Number of claims & reimbursements 2021

|                           | Number of claims | Claims Payments (€) | Outstanding Claims (€) |
|---------------------------|------------------|---------------------|------------------------|
| Personal Recreation       | 206              | 306.567             | 1.214.431              |
| Professional with crew    | 80               | 304.862             | 776.412                |
| Professional without crew | 147              | 256.006             | 1.207.019              |
| <b>Total</b>              | <b>433</b>       | <b>867.435</b>      | <b>3.197.862</b>       |

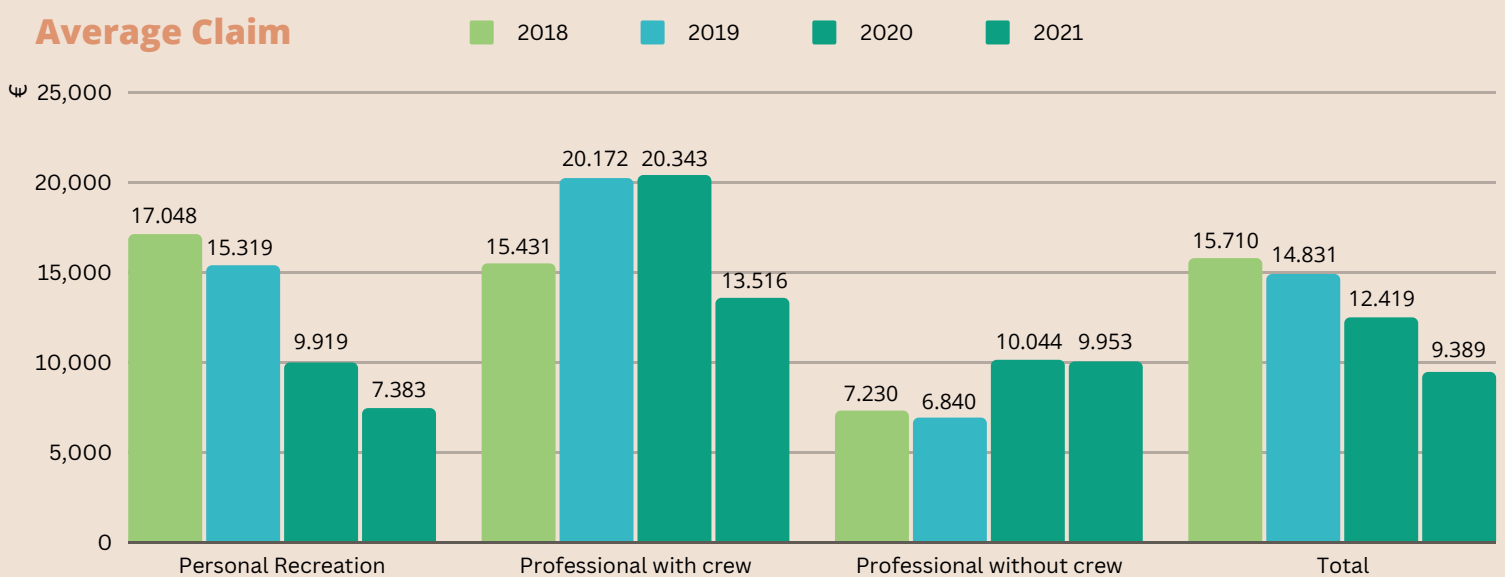
### Number of Claims



### Reimbursements (paid & outstanding)



### Average Claim



### Average Frequency

