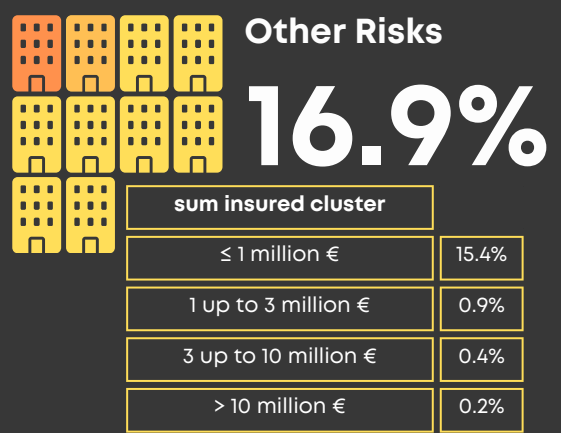
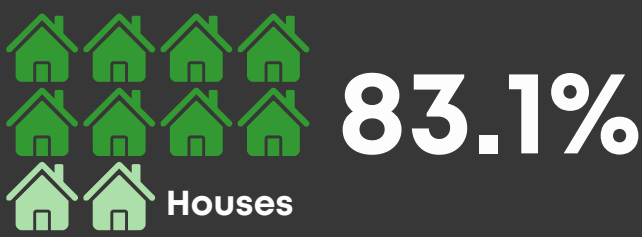
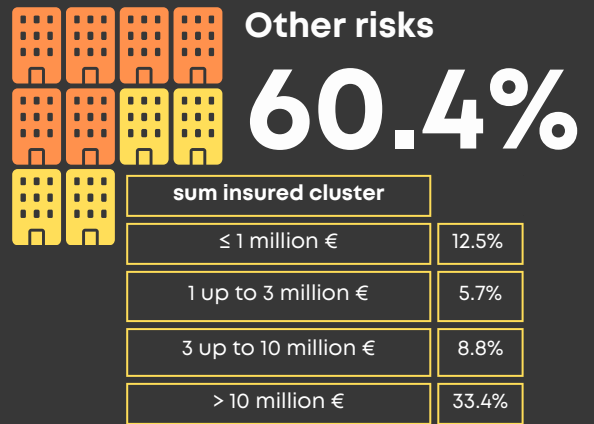





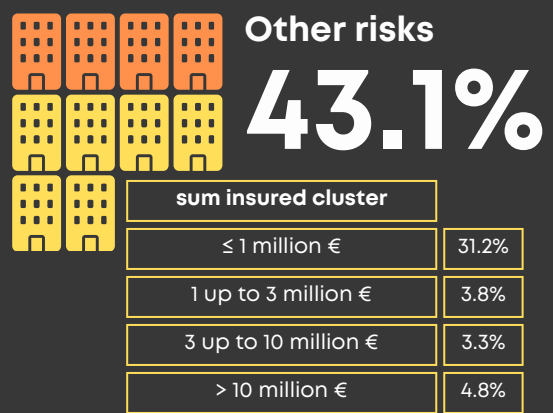

01 NUMBER OF CONTRACTS



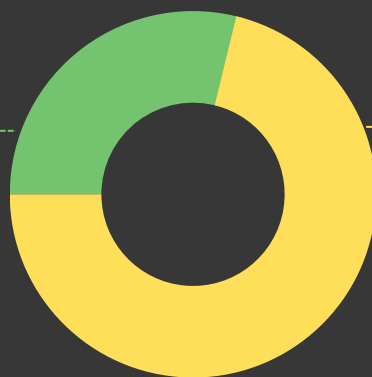
02 SUM INSURED



03 NUMBER OF CLAIMS



04 REIMBURSEMENTS (paid & outstanding)



sum insured cluster	
≤ 1 million €	29.8%
1 up to 3 million €	12.4%
3 up to 10 million €	11.0%
> 10 million €	18.0%

05 RATIOS

		Claims Frequency	Average Claim (€)
Houses		0.78%	2,345
Other Risks (sum insured cluster)	≤ 1 million €	2.32%	4,439
	1 up to 3 million €	4.90%	15,319
	3 up to 10 million €	8.70%	15,225
	> 10 million €	27.05%	17,332
Total other risks		2.92%	7,670
Total (🏠 + 🏢)		1,14%	4,640

06 REIMBURSEMENTS ESTIMATION EVOLUTION PER UNDERWRITING YEAR

■ Gross Reimbursements paid
 ■ Outstanding Reimbursements Estimation
■ Total Reimbursements Revaluation

