



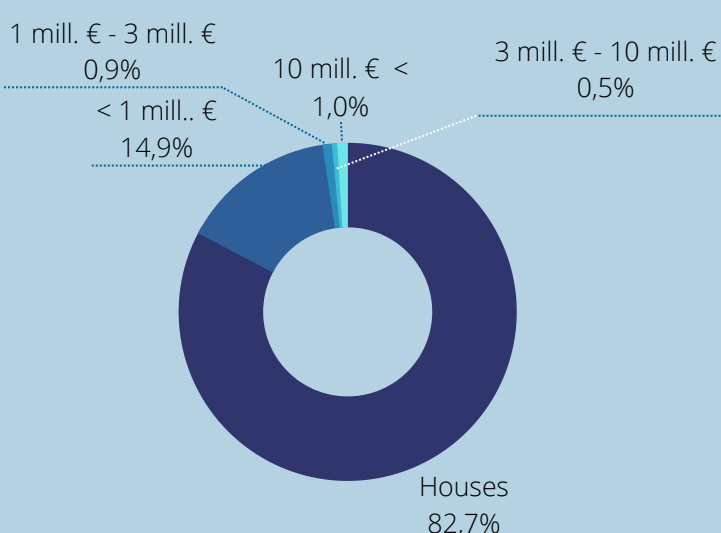
# 23

Insurance enterprises  
- members of HAIC

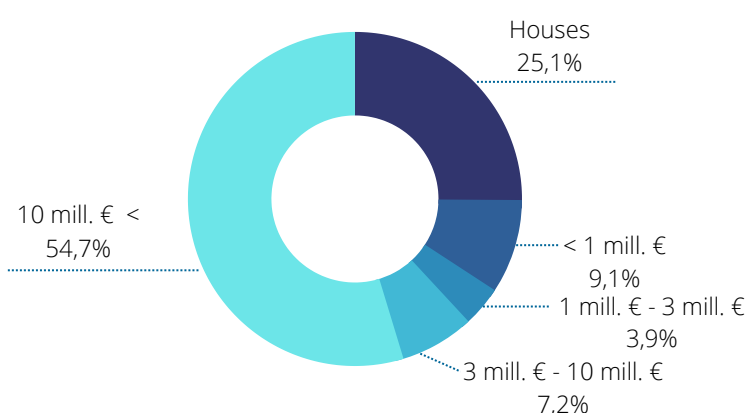
# 96,2%

of total premium written in  
property insurance by enterprises  
operating in Greece

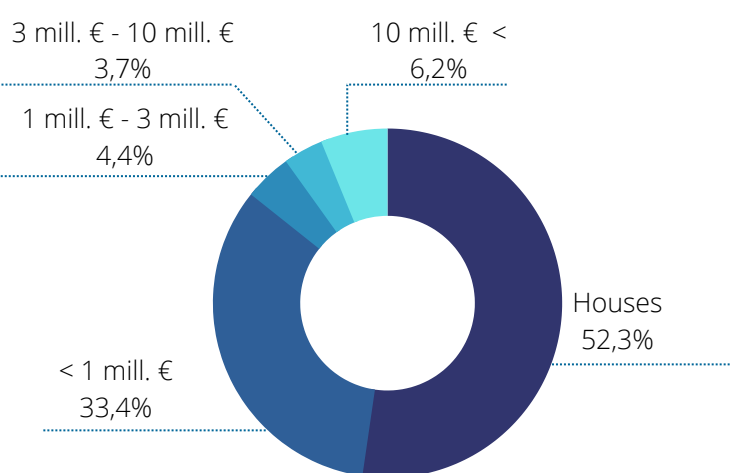
### Distribution of insurance contracts 2021



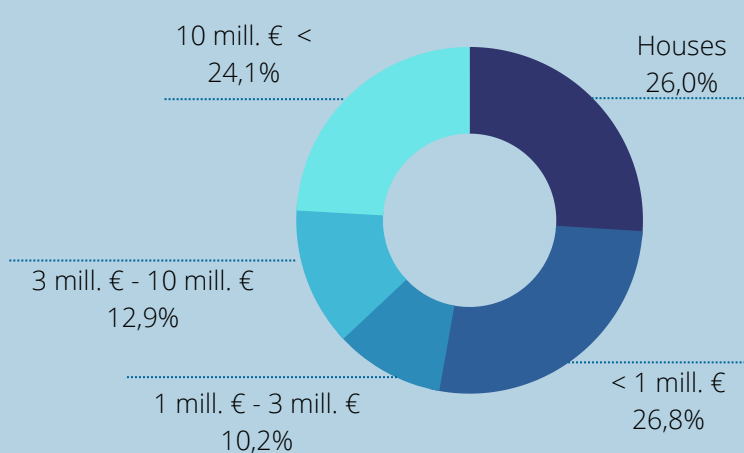
### Sum Insured 2021



### Number of Claims 2021



### Reimbursements 2021 (Paid + Outstanding reserves)



### Insurance Indicators 2021 (first year estimation)

Insurance Indicators 2021 (first year estimation)		Claims frequency	Average claim (€)
<b>Houses</b>		0,76%	3.474
<b>Risks other than houses (sum insured)</b>	≤ 1 mill. €	2,70%	5.605
	1 up to 3 mill. €	5,98%	16.132
	3 up to 10 mill. €	8,46%	24.604
	> 10 mill. €	7,28%	27.234
	Other risks sum	3,31%	10.851
<b>Total (Houses &amp; Other Risks)</b>		<b>1,20%</b>	<b>6.992</b>

### Estimation of reimbursement according to underwriting year (€ million)

