


Insurance premium

January - September 2022



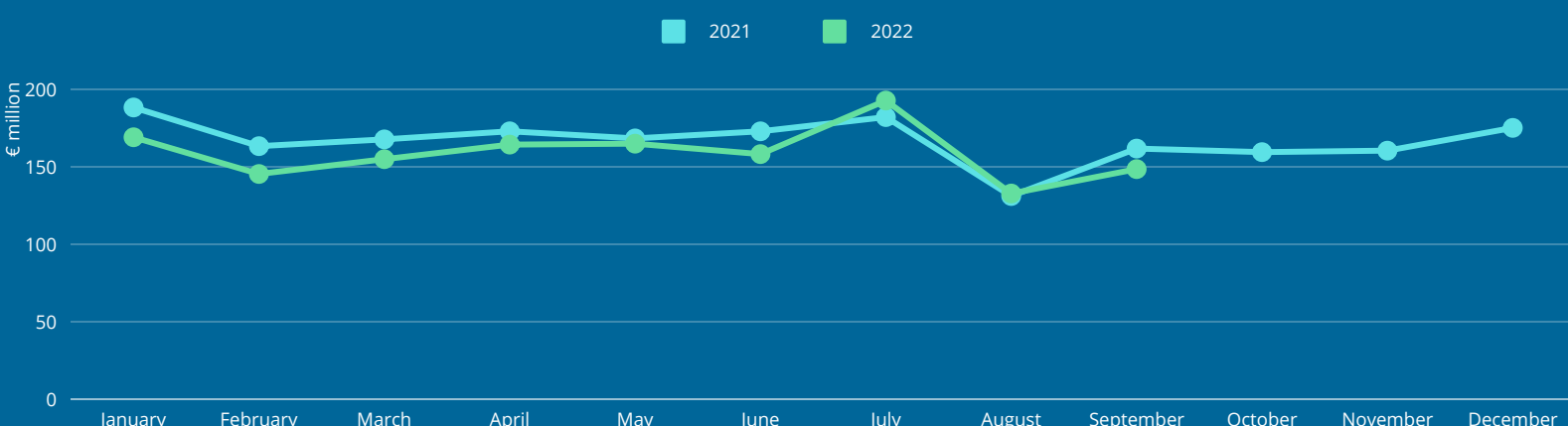
HELLENIC
ASSOCIATION
OF INSURANCE
COMPANIES

Insurance premium (€)	January - September 2022	Versus 2021
Life insurance	1.428.046.741,06	-5,2%
Non-life insurance	1.762.914.937,69	+5,3%

out of which

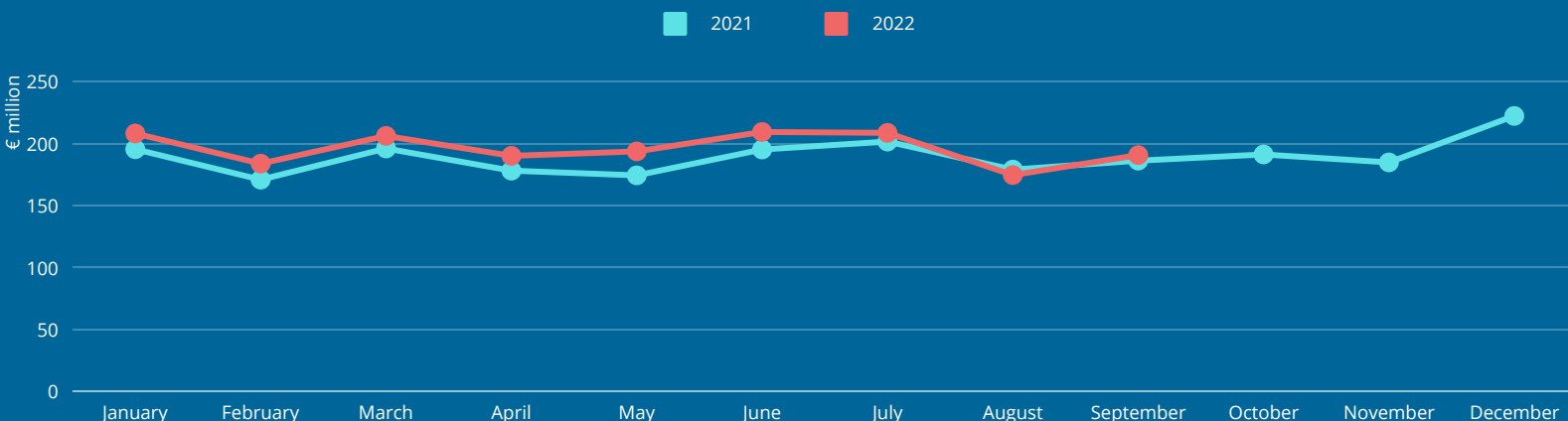
Motor third party liability	547.366.085,88	+0,9%
Other non- life	1.215.548.851,81	+7,5%
Total	3.190.961.678,75	+0,3%

Life Insurance



Life Insurance (€)	January - September 2022	Versus 2021
I. Life Insurance	799.346.202,40	-10,4%
III. Life insurance linked to investment	453.743.099,26	-0,9%
VI. Capitalization	-817,04	---
VII. Management of group pension funds	174.958.256,44	+12,3%
Total	1.428.046.741,06	-5,2%

Non-Life Insurance



Non-Life Insurance (€)	January - September 2022	Percentage share	Versus 2021
1. Accidents	37.473.921,72	2,1%	+0,9%
2. Sickness	271.440.091,76	15,4%	+10,1%
3. Land vehicles	180.193.221,21	10,2%	+4,3%
5. Aircraft	379,84	0,0%	+13,4%
6. Ships (sea, lake, river vessels)	10.920.046,84	0,6%	+0,9%
7. Goods in transit	20.876.076,76	1,2%	+22,3%
8. Fire and natural forces	237.411.400,26	13,5%	-3,0%
9. Other damage to property	117.694.195,98	6,7%	+28,0%
10. Motor vehicle liability	547.366.085,88	31,0%	+0,9%
11. Aircraft civil liability	192.190,77	0,01%	-52,5%
12. Civil liability for ships	6.326.773,26	0,4%	+15,4%
13. General civil liability	99.818.796,00	5,6%	+6,8%
14. Credits	40.700.493,59	2,3%	+21,8%
15. Suretyship	13.924.960,77	0,79%	+298,2%
16. Miscellaneous financial losses	53.991.592,06	3,1%	-0,5%
17. Legal expenses	24.375.989,91	1,4%	-4,2%
18. Assistance	100.208.721,07	5,7%	+6,4%
Total	1.762.914.937,69	100%	+5,3%

Data from:

52
insurance
enterprises

17 Life insurance
enterprises

99.9% of life insurance premium

45 Non-life
insurance
enterprises

94.5% of non-life premium



www.eaee.gr