


Insurance premium

January - July 2022



HELLENIC
ASSOCIATION
OF INSURANCE
COMPANIES

52

Insurance
enterprises

17 Life insurance enterprises

99,9% of life insurance premium

45 Non-life insurance enterprises

94,5% of non-life premium

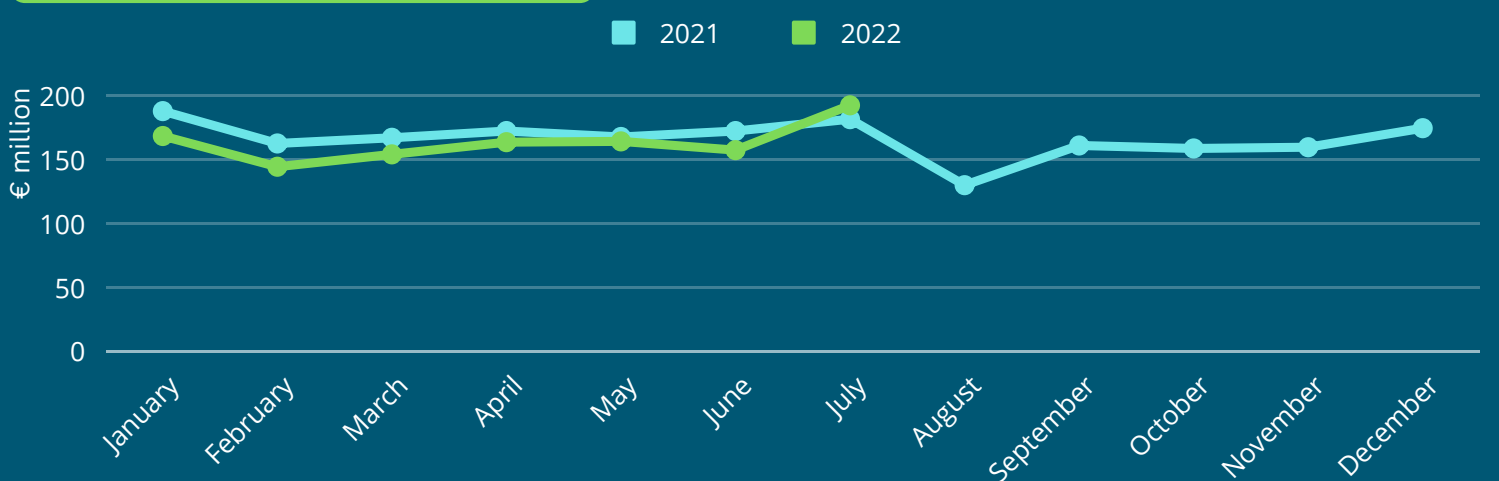
Insurance premium (€)

January - July 2022

Versus 2021

Life insurance	1.147.677.495,59	-5,5%
Non-life insurance	1.398.418.499,56	+6,8%
out of which		
Motor third party liability	437.480.778,01	+1,0%
Other non- life	960.937.721,55	+9,7%
Total	2.546.095.995,15	+0,9%

Life insurance



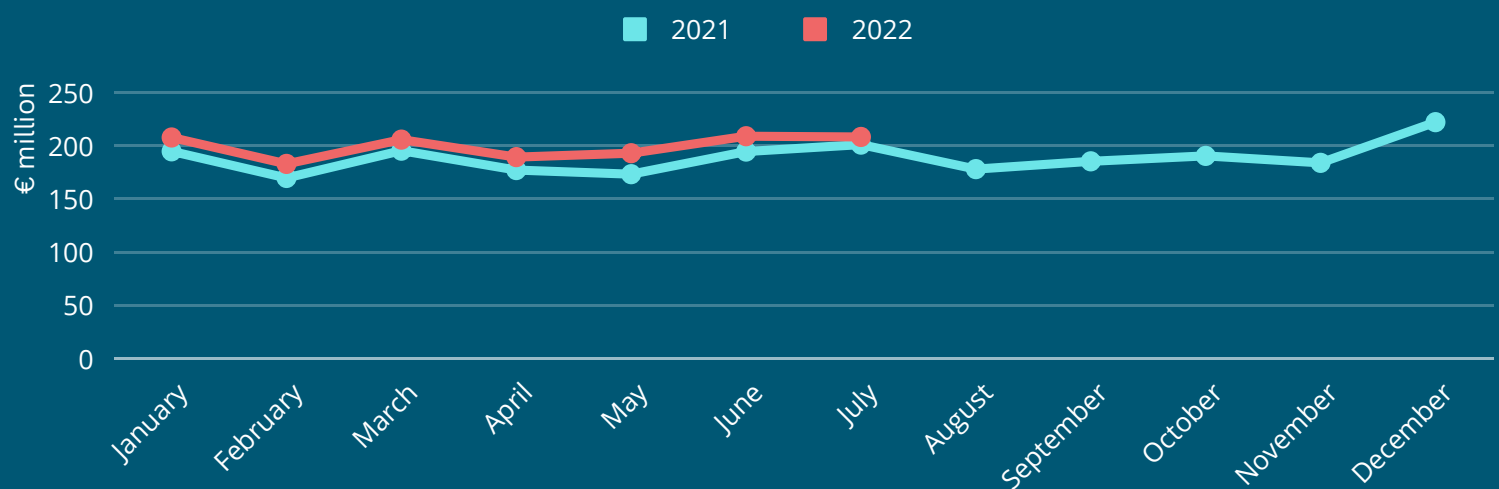
Life Insurance (€)

January - July 2022

Versus 2021

I. Life Insurance	634.591.290,56	-12,8%
III. Life insurance linked to investment	373.121.751,78	+5,2%
VI. Capitalization	-817,04	---
VII. Management of group pension funds	139.965.270,29	+6,2%
Total	1.147.677.495,59	-5,5%

Non-Life Insurance



Non-Life Insurance (€)

January - July 2022

Percentage share

Versus 2021

1. Accidents	29.566.091,24	2,1%	+0,1%
2. Sickness	212.509.604,13	15,2%	+9,8%
3. Land vehicles	143.403.061,64	10,2%	+3,7%
5. Aircraft	246,80	0,0%	+22,2%
6. Ships (sea, lake, river vessels)	9.267.220,09	0,7%	+1,4%
7. Goods in transit	17.457.639,30	1,2%	+24,2%
8. Fire and natural forces	187.132.913,70	13,4%	+0,5%
9. Other damage to property	90.057.436,59	6,4%	+36,2%
10. Motor vehicle liability	437.480.778,01	31,3%	+1,0%
11. Aircraft civil liability	130.039,00	0,01%	-30,8%
12. Civil liability for ships	5.284.684,03	0,4%	+15,7%
13. General civil liability	78.046.764,26	5,6%	+15,6%
14. Credits	31.749.740,65	2,3%	+25,8%
15. Suretyship	12.404.096,40	0,9%	+371,9%
16. Miscellaneous financial losses	45.550.779,66	3,2%	+3,3%
17. Legal expenses	19.352.737,22	1,4%	-4,8%
18. Assistance	79.024.666,86	5,7%	+6,1%
Total	1.398.418.499,56	100%	+6,8%