
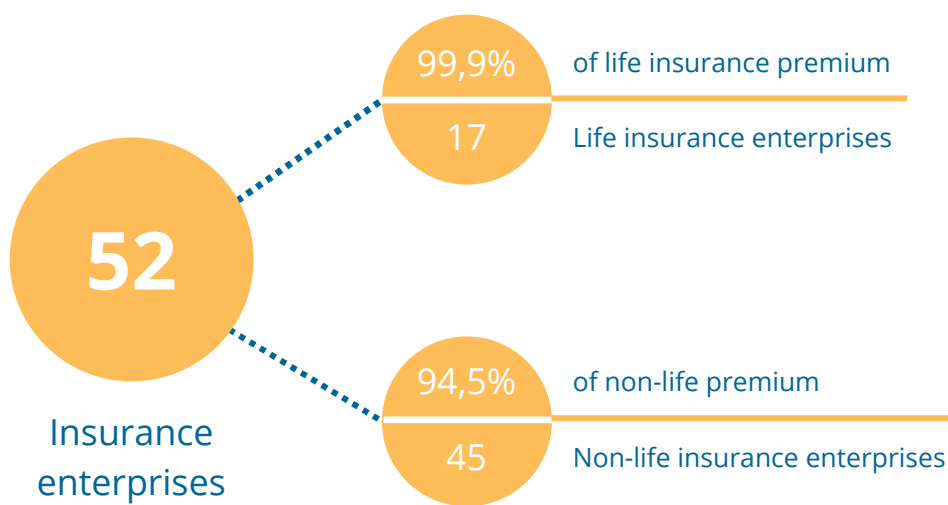


# Insurance premium

January - May 2022



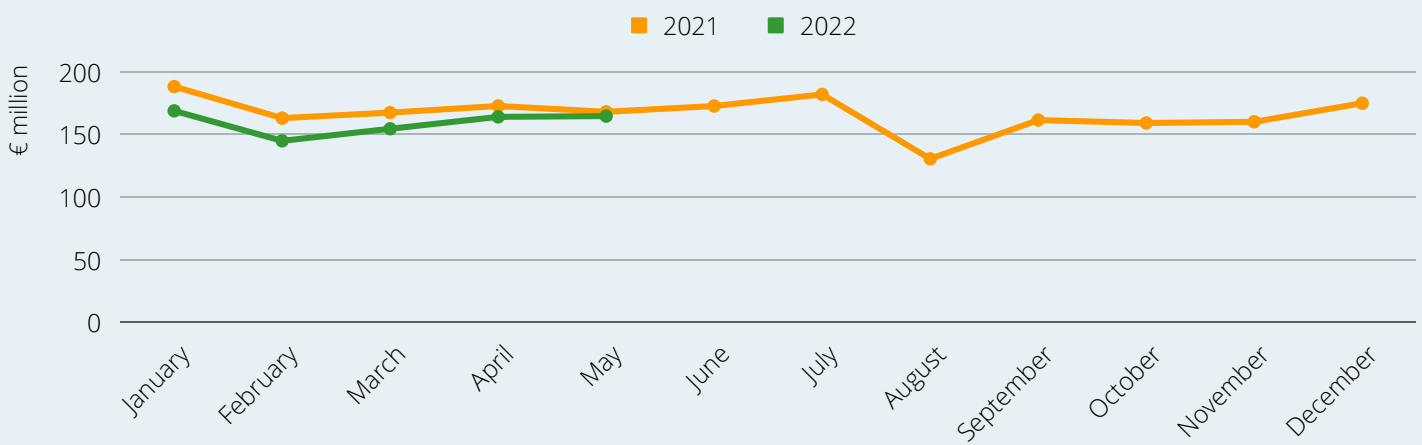
HELLENIC  
ASSOCIATION  
OF INSURANCE  
COMPANIES



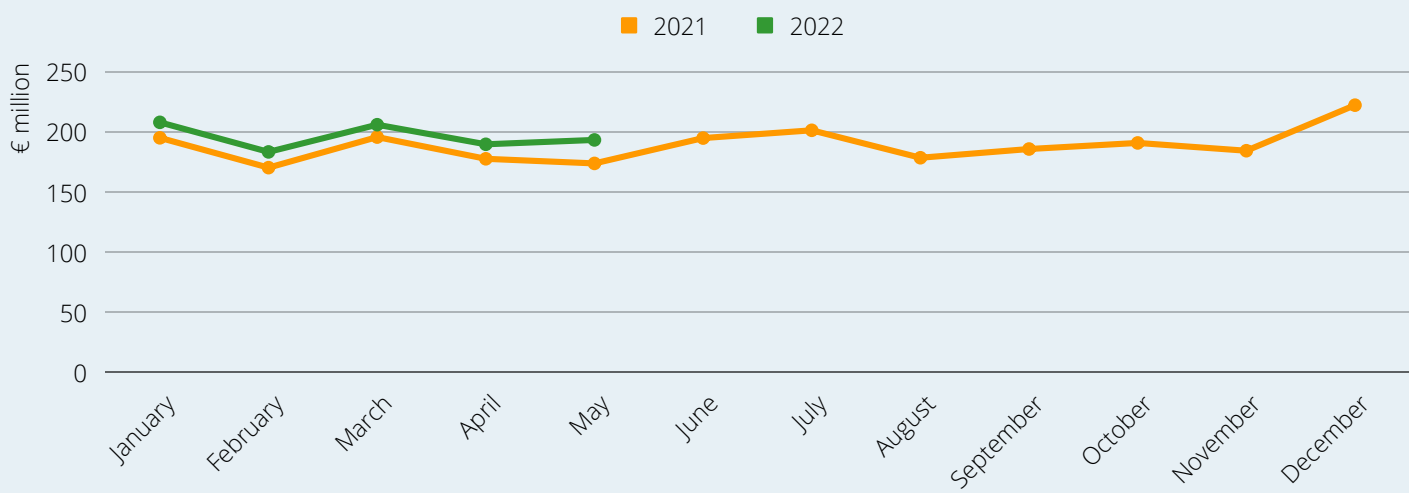
## Insurance premium (€)

	January - May 2022	Versus 2021
<b>Life insurance</b>	797.095.181,33	-7,3%
<b>Non-life insurance</b>	980.679.076,65	+7,4%
out of which		
Motor third party liability	310.349.954,51	+2,9%
Other non- life	670.329.122,14	+9,7%
<b>Total</b>	<b>1.777.774.257,98</b>	<b>+0,3%</b>

### Life Insurance



Life Insurance (€)	January - May 2022	Versus 2021
I. Life Insurance	453.630.999,19	-16,5%
III. Life insurance linked to investment	239.511.039,60	+7,4%
VI. Capitalization	-817,04	--
VII. Management of group pension funds	103.953.959,58	+11,7%
<b>Total</b>	<b>797.095.181,33</b>	<b>-7,3%</b>



### Non-Life Insurance

Non-Life Insurance (€)	January - May 2022	Percentage share	Versus 2021
1. Accidents	20.722.690,08	2,1%	+1,1%
2. Sickness	149.931.473,39	15,3%	+10,1%
3. Land vehicles	99.580.383,85	10,1%	+4,5%
5. Aircraft	156,82	0,0%	+10,4%
6. Ships (sea, lake, river vessels)	5.635.828,13	0,6%	-0,3%
7. Goods in transit	11.760.612,57	1,2%	+22,2%
8. Fire and natural forces	131.717.223,79	13,4%	-0,6%
9. Other damage to property	63.899.085,45	6,5%	+33,7%
10. Motor vehicle liability	310.349.954,51	31,6%	+2,9%
11. Aircraft civil liability	89.719,55	0,01%	-46,8%
12. Civil liability for ships	2.653.404,63	0,3%	+12,1%
13. General civil liability	53.881.342,35	5,5%	+14,6%
14. Credits	21.132.479,11	2,2%	+19,8%
15. Suretyship	9.014.983,92	0,9%	+651,9%
16. Miscellaneous financial losses	31.089.626,38	3,2%	+4,0%
17. Legal expenses	13.480.312,00	1,4%	-4,6%
18. Assistance	55.739.800,11	5,7%	+8,3%
<b>Total</b>	<b>980.679.076,65</b>	<b>100%</b>	<b>+7,4%</b>