


# Cargo Insurance 2021 Survey



HELLENIC  
ASSOCIATION  
OF INSURANCE  
COMPANIES

**20** Insurance  
Companies

**90%**

of the total cargo premium, from  
the insurance companies active in  
Greece

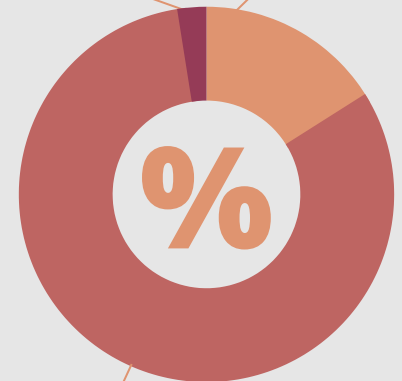
## Cargo Insurance Number of Contracts 2021

### Number of Contracts 2021

Inside Greece	11.306
Greece is the Departure/Arrival point	57.426
Departure/Arrival outside of Greece	1.778
Total	70.511

Departure/Arrival outside  
of Greece 2,5%

Inside Greece 16%



Greece is the Departure/Arrival point  
81,5%

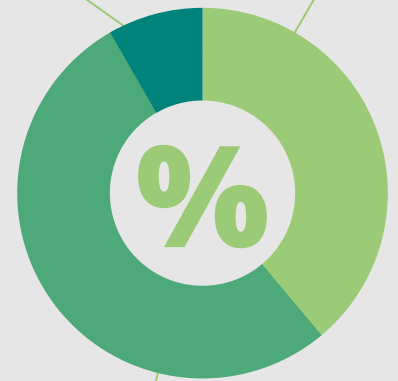
## Cargo Insurance Sum Insured 2021

### Sum Insured 2021 (€)

Inside Greece	5.948.225.102
Greece is the Departure/Arrival point	8.079.302.356
Departure/Arrival outside of Greece	1.272.426.371
Total	15.299.953.829

Departure/Arrival outside  
of Greece 8,3%

Inside Greece 38,9%



Greece is the Departure/Arrival point  
52,8%

## Number of claims and reimbursements 2021

### Number of claims

### Claims Payments (€)

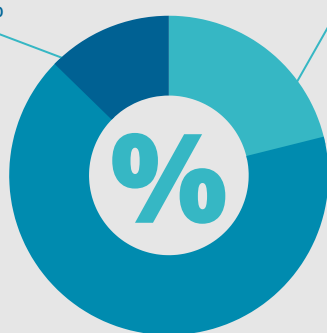
### Outstanding Claims (€)

Inside Greece	294	340.350	685.935
Greece is the Departure/Arrival point	921	891.248	1.423.445
Departure/Arrival outside of Greece	176	191.069	247.087
Total	1.391	1.422.667	2.356.467

### NUMBER OF CLAIMS

Departure/Arrival outside  
of Greece 12,7%

Inside Greece 21,1%

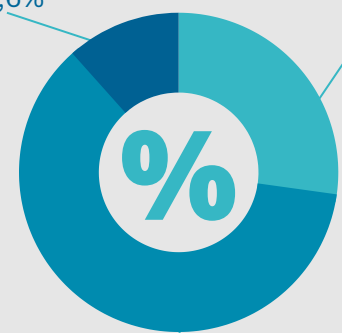


Greece is the Departure/Arrival point  
66,2%

### REIMBURSEMENTS (PAID & OUTSTANDING)

Departure/Arrival outside  
of Greece 11,6%

Inside Greece 27,2%



Greece is the Departure/Arrival point  
61,2%

## Average Claim (€)

■ 2019 ■ 2020 ■ 2021

