

# 24

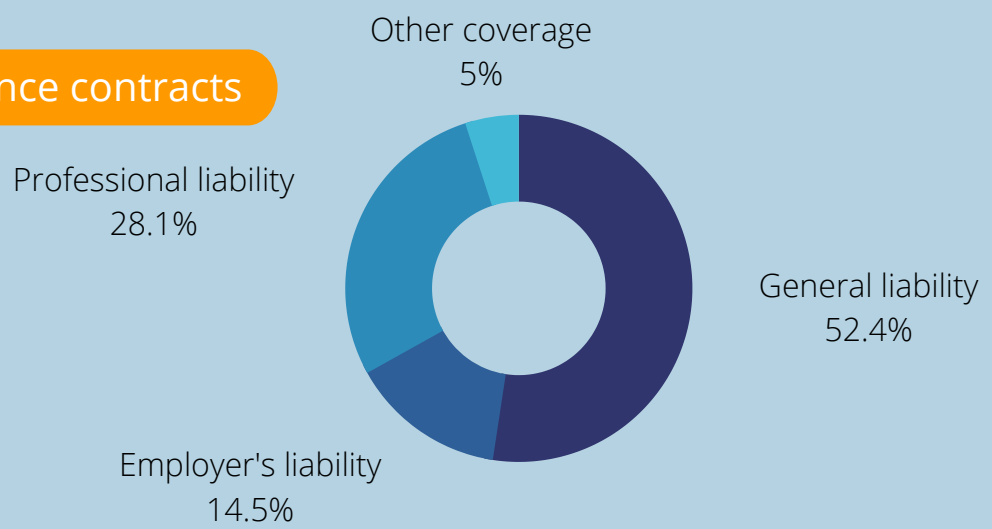
Insurance enterprises –  
members of HAIC

# 98,1%

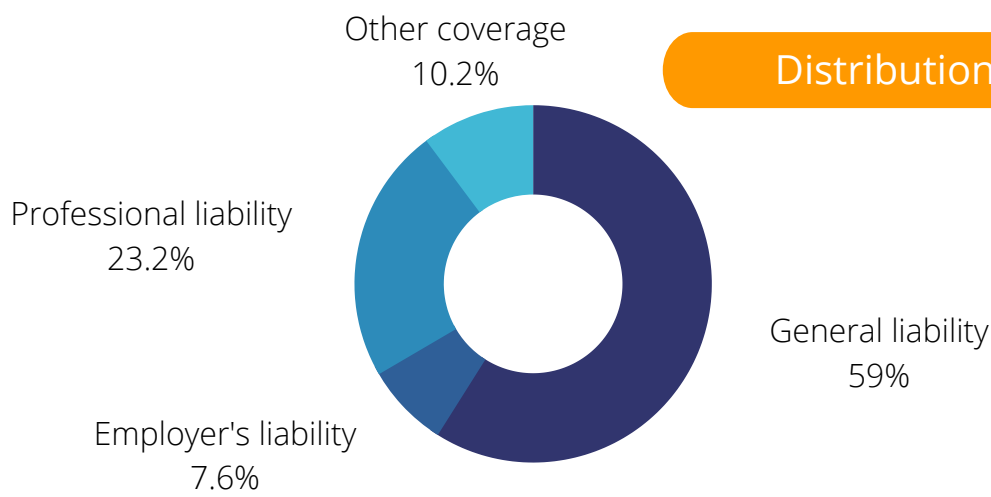
of total premium written in general  
liability by insurance enterprises  
operating in Greece

Aggregated research data	2021	2020
Number of insurance policies	182.595	152.356
Number of losses reported within each year for the above contracts	6.115	5.791
Claims paid within each year for the above losses (€)	3.219.311	2.517.734
Outstanding claims reserves at the end of each year for the above losses (€)	15.937.289	19.126.059

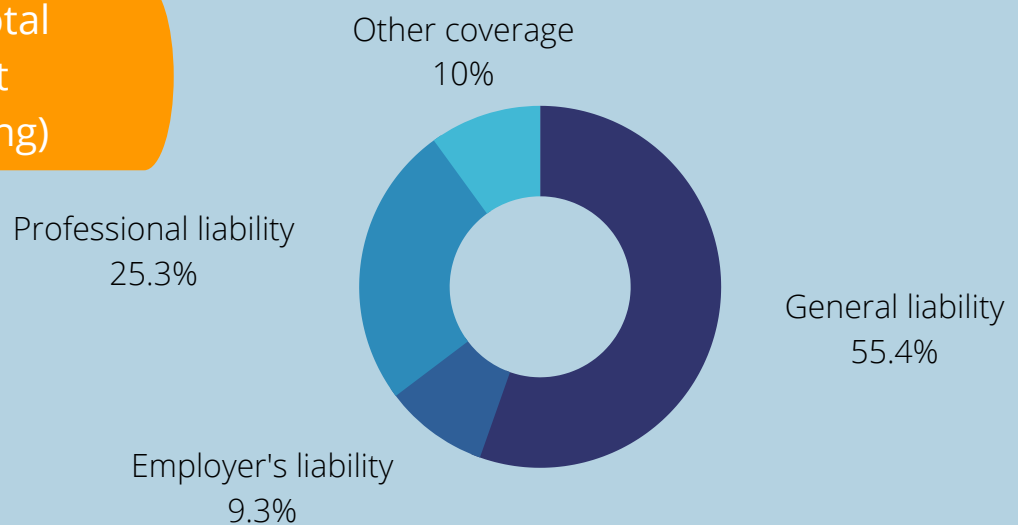
### Distribution of insurance contracts



### Distribution of claims reported



### Distribution of total reimbursement (paid + outstanding)



### Insurance indicators (first year estimation)

	Claims frequency	Average claim (€)
2021	3,3%	3.133
2020	3,8%	3.737
2019	6,9%	1.892
2018	6,6%	2.988
2017	5,7%	5.498
2016	6,7%	5.539
2015	4,7%	7.290